



From Tyco Security Products

PG9985/PG8985/PG4985

PowerG Wireless Flood Detector Installation Instructions

Operation

The PG9985/PG8985/PG4985 are fully supervised two-way, indoor PowerG flood detectors. The PG9985/PG8985/PG4985 continuously monitor for unacceptable water levels. If water is detected (e.g., when both probes are in contact with the water), the PG9985/PG8985/PG4985 wirelessly communicates an alarm condition to the alarm system. The tamper switch is activated when the cover is removed. In addition, the device sends a probe disconnection alert upon the detection of a probe terminal connection failure. An LED lights whenever alarm or tamper events are reported. The LED does not light while a supervision message is being transmitted. Operating power is obtained from a 3V Lithium battery. When the battery voltage is low, a "low battery" message is sent to the receiver.

After every flood detection, each flood detector should be cleaned and dried.

Device Setup

Caution! To be installed by service persons in non-hazardous locations only. Risk of explosion if battery is replaced by an incorrect type. Observe polarity when installing batteries. Dispose of used batteries according to the manufacturer's instructions and according to local rules and regulations.

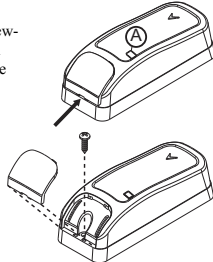
Note: To ensure the continued operation of all wireless devices after performing a system default, a global unload of all wireless programming via DLS is recommended before defaulting the system. After completing the system default, download the wireless programming.

Legend

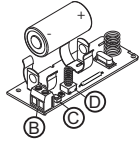
- Terminal LED
- Terminal block for sensor
- Enroll button
- Tamper switch
- Mounting holes
- Break-away tamper

Install the battery

- Insert a flat-edged screwdriver into the slot and push upward to remove cover.
- Remove the screw and separate the cover from the base.



- Observe polarity and install battery.
- Connect the sensor wire to the terminal block.



Note: When manually programming wireless devices, if a device has been powered up for more than 48 hours it cannot be enrolled into the system until the device has been tampered and restored. When programming the panel using the Quick Enroll procedure follow the steps detailed in Enroll the Device into the System.

Note: After restoring a low battery trouble the system may take up to 5 minutes to clear the trouble.

Enroll the Device into the System

To quick enroll:

- On a keypad press [*] [8] [Installer Code] [804] [000].
- Press and hold the device enroll button until the LED lights steady and then release the enroll button while the LED is still lit. A confirmation message then appears on the keypad.
- Press [*] key to confirm ID.
- Enter [3 digit zone #].
- Enter [3 digit zone type].
- Enter [1 digit partition #] for all desired partitions and press [#]. If using an LCD keypad you can scroll to the desired partitions and press [*] to toggle the partition.
- On an LCD keypad enter the label by using word library.

To pre-enroll:

- Remotely configure the unique ID number into the system. For more information see the HSM2HOST manual.
 - When on-site, press the device enroll button.
- Note:** If the wireless device has been powered for more than 48 hours without being enrolled, tamper and restore the device to enroll it.

Perform a placement test

Before permanently mounting any wireless device, temporarily mount the device and perform a Placement test with the water sensor connected.

- Tamper the device.
- Restore the tamper. The device now enters Placement test mode for 15 minutes.
- The red LED blinks once to identify that a signal is being sent to the receiver and then blinks three times to identify the signal strength. The following table indicates the received signal strength.

LED response	Signal Strength
Green LED blinks	STRONG
Orange LED blinks	GOOD
Red LED blinks	POOR
No blinks	No communication

IMPORTANT! Only GOOD or STRONG signal strengths are acceptable. If you receive a POOR signal from the device, re-locate it and re-test until a GOOD or STRONG signal is received.

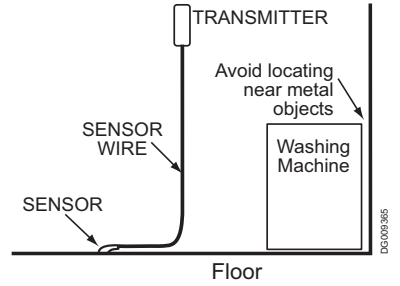
Note: For UL/ULC installations, only STRONG signal levels are acceptable. After installation verify the product functionality in conjunction with the compatible receivers HSM2HOST9, HS2LCDRF(P)9, HS2ICNRF(P)9 and PG9920.

Note: For detailed Placement instructions refer to the control panel Reference Guide.

Mount the Device

Notes: Avoid mounting the transmitter portion of the device behind a metal object such as a washing machine, refrigerator, or freezer. RF signals can be affected by metal objects. After every flood detection, each flood detector should be cleaned and dried. Otherwise, the unit may not operate as intended due to the nature of different liquids.

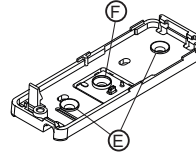
Note: Adhesive tape not to be used for EU Market.



- Install the flood sensor in the lowest point in the room or where water is expected to pool with at least 2 supplied screws. The flood sensor must be mounted so both

probes of the device are touching water when an alarm condition is desired.

- Secure the flood sensor cable to the wall. The flood sensor should be installed only in a vertical position and facing downward.
- Attach the flood transmitter to the wall. The flood transmitter should be placed as high up as possible on the wall to improve communication and to prevent the flood detector itself from coming into contact with water in the event of flooding.
- Remove the PCB board.
- Mark and drill 2 holes in the mounting surface and fasten the base with 2 counter-sunk screws. If using the break-away tamper, secure with an additional screw.
- Reattach the PCB, and reattach the cover to the base.



Note: External wiring shall be routed and protected in a manner that prevents:

- excessive strain on wire and terminal connections
- loosening of terminal connections
- damage of conductor insulation
- developing any other type of hazard (e.g. tripping due to loose cables.)

Configuration

To enter the wireless configuration section enter [804][Zone Number].

Device Toggles

[001][04] **Supervision - Default [Y]**
Enables supervision of the device.

Specifications

Frequency Band: CE Listed PG4985: 433MHz; CE/EN listed PG8985: 868MHz; FCC/IC/UL/ULC listed PG9985: 912-919 MHz

Communication Protocol: PowerG

Alarm Input: External flooding probe

Supervision: Signaling at 4-min. intervals

Battery type: 3 V Lithium CR-123 type battery, Panasonic or GP only.

Battery Life Expectancy: 8 years (not tested by UL/ULC)

Low Battery Threshold: 2.2 V

Battery Supervision: Automatic transmission of battery condition data as part of periodic status report and immediately upon low battery condition detection.

Temperature Range: -10°C to +55°C (UL/ULC only verified the range 0° to 49°C)

Humidity: up to max. 93%RH, non-condensing

Dimensions: (LxWxD) 81 x 34 x 25 mm (3-3/16 x 1-1/4 x 1 in.)

Weight (including battery): 53g (1.9 oz)

Compatible Receivers

433MHz Band: HSM2HOST4; HS2LCDRF(P)4; HS2ICNRF(P)4; PG4920
868MHz Band: HSM2HOST8; HS2LCDRF(P)8; HS2ICNRF(P)8; PG8920
912-919MHz Band: HSM2HOST9; HS2LCDRF(P)9; HS2ICNRF(P)9; PG9920

Note: Only devices operating in band 912-919MHz are UL/ULC listed.

UL/ULC Notes
Only model PG9985 operating in the frequency band 912-919MHz are UL/ULC listed. The PG9985 has been listed by UL/ULC under UL2017 requirements. For UL/ULC installations use these devices only in conjunction with compatible DSC wireless receivers: HSM2HOST9, HS2LCDRF(P)9 and PG9920. After installation verify the product functionality in conjunction with the compatible receiver used.

Europe: The PG8985 and PG4985 are compliant with the RTTE requirements - Directive 1999/5/EC of the European Parliament and of the Council of 9 March 1999. The Power G peripheral devices have two-way communication functionality, providing additional benefits as described in the technical brochure. This functionality has not been tested to comply with the respective technical requirements and should therefore be considered outside the scope of the product's certification

FCC COMPLIANCE STATEMENT

WARNING! Changes or modifications to this unit not expressly approved by the party responsible for compliance could void the user's authority to operate the equipment. This device has been tested and found to comply with the limits for a Class B digital device, pursuant to Part 15 of the FCC Rules. These limits are designed to provide reasonable protection against harmful interference in residential installations. This equipment generates uses and can radiate radio frequency energy and, if not installed and used in accordance with the instructions, may cause harmful interference to radio and television reception.

However, there is no guarantee that interference will not occur in a particular installation. If this device does cause such interference, which can be verified by turning the device off and on, the user is encouraged to eliminate the interference by one or more of the following measures:

- Re-orient or re-locate the receiving antenna.
- Increase the distance between the device and the receiver.
- Connect the device to an outlet on a circuit different from the one that supplies power to the receiver.
- Consult the dealer or an experienced radio/TV technician.

This equipment complies with FCC and IC RF radiation exposure limits set forth for an uncontrolled environment.

This device complies with FCC Rules Part 15 and with Industry Canada licence-exempt RSS standard(s). Operation is subject to the following two conditions: (1) This device may not cause harmful interference, and (2) this device must accept any interference that may be received and that may cause undesired operation. Le présent appareil est conforme aux CNR d'Industrie Canada applicables aux appareils radio exempts de licence. L'exploitation est autorisée aux deux conditions suivantes: (1) l'appareil ne doit pas produire de brouillage, et (2) l'utilisateur de l'appareil doit accepter tout brouillage radioélectrique subi, même si le brouillage est susceptible d'en compromettre le fonctionnement.

Limited Warranty

Digital Security Controls warrants that for a period of 12 months from the date of purchase, the product shall be free of defects in materials and workmanship under normal use and that in fulfillment of any breach of such warranty, Digital Security Controls shall, at its option, repair or replace the defective equipment upon return of the equipment to its repair depot. This warranty applies only to defects in parts and workmanship and not to damage incurred in shipping or handling, or damage due to causes beyond the control of Digital Security Controls such as lightning, excessive voltage, mechanical shock, water damage, or damage arising out of abuse, alteration or improper application of the equipment.

The foregoing warranty shall apply only to the original buyer, and is and shall be in lieu of any and all other warranties, whether expressed or implied and of all other obligations or liabilities on the part of Digital Security Controls. Digital Security Controls neither assumes responsibility for, nor authorizes any other person purporting to act on its behalf to modify or to change this warranty, nor to assume for it any other warranty or liability concerning this product.

In no event shall Digital Security Controls be liable for any direct, indirect or consequential damages, loss of anticipated profits, loss of time or any other losses incurred by the buyer in connection with the purchase, installation or operation or failure of this product.

Warning: Digital Security Controls recommends that the entire system be completely tested on a regular basis. However, despite frequent testing, and due to, but not limited to, criminal tampering or electrical disruption, it is possible for this product to fail to perform as expected.

Important Information: Changes or modifications not expressly approved by Digital Security Controls could void the user's authority to operate this equipment.

IMPORTANT - READ CAREFULLY: DSC Software purchased with or without Products and Components is copyrighted and is purchased under the following license terms:

This End-User License Agreement ("EULA") is a legal agreement between You (the company, individual or entity who acquired the Software and any related Hardware) and Digital Security Controls, a division of Tyco Safety Products Canada Ltd. ("DSC"), the manufacturer of the integrated security systems and the developer of the software and any related products or components ("HARDWARE") which You acquired.

If the DSC software product ("SOFTWARE PRODUCT" or "SOFTWARE") is intended to be accompanied by HARDWARE, and is NOT accompanied by new HARDWARE, You may not use, copy or install the SOFTWARE PRODUCT. The SOFTWARE PRODUCT includes computer software, and may include associated media, printed materials, and "online" or electronic documentation.

Any software provided along with the SOFTWARE PRODUCT that is associated with a separate end-user license agreement is licensed to You under the terms of that license agreement.

By installing, copying, downloading, storing, accessing or otherwise using the SOFTWARE PRODUCT, You agree unconditionally to be bound by the terms of this EULA, even if this EULA is deemed to be a modification of any previous arrangement or contract. If You do not agree to the terms of this EULA, DSC is unwilling to license the SOFTWARE PRODUCT to You, and You have no right to use it.

License
The SOFTWARE PRODUCT is protected by copyright laws and international copyright treaties, as well as other intellectual property laws and treaties. The SOFTWARE PRODUCT is licensed, not sold.

- GRANT OF LICENSE:** This EULA grants You the following rights:
 - Software Installation and Use - For each license You acquire, You may have only one copy of the SOFTWARE PRODUCT installed.
 - Storage/Network Use - The SOFTWARE PRODUCT may not be installed, accessed, displayed, run, shared or used concurrently on or from different computers, including a workstation, terminal or other digital electronic device ("Device"). In other words, if You have several workstations, You will have to acquire a license for each workstation where the SOFTWARE will be used.
 - Backup Copy - You may make back-up copies of the SOFTWARE PRODUCT, but You may only have one copy per license installed at any given time. You may use the back-up copy solely for archival purposes. Except as expressly provided in this EULA, You may not otherwise make copies of the SOFTWARE PRODUCT, including the printed materials accompanying the SOFTWARE PRODUCT.

2. DESCRIPTION OF OTHER RIGHTS AND LIMITATIONS

- Limitations on Reverse Engineering, Decompilation and Disassembly - You may not reverse engineer, decompile, or disassemble the SOFTWARE PRODUCT, except and only to the extent that such activity is expressly permitted by applicable law notwithstanding this limitation. You may not make any changes or modifications to the Software, without the written permission of an officer of DSC. You may not remove any proprietary notices, marks or labels from the Software Product. You shall institute reasonable measures to ensure compliance with the terms and conditions of this EULA.

(b) Separation of Components - The SOFTWARE PRODUCT is licensed as a single product. Its component parts may not be separated for use on more than one HARDWARE unit.

(c) Single INTEGRATED PRODUCT - If You acquired this SOFTWARE with HARDWARE, then the SOFTWARE PRODUCT is licensed with the HARDWARE as a single, integrated product. In this case, the SOFTWARE PRODUCT may only be used with the HARDWARE as set forth in this EULA.

(d) Rental - You may not rent, lease or lend the SOFTWARE PRODUCT. You may not make it available to others or post on a server or web site.

(e) Software Product Transfer - You may transfer all of Your rights under this EULA only as part of a permanent sale or transfer of the HARDWARE, provided You retain no copies, You transfer all of the SOFTWARE PRODUCT (including all component parts, the media and printed materials, any upgrades and this EULA), and provided the recipient agrees to the terms of this EULA. If the SOFTWARE PRODUCT is an upgrade, any transfer must also include all prior versions of the SOFTWARE PRODUCT.

(f) Termination - Without prejudice to any other rights, DSC may terminate this EULA if You fail to comply with the terms and conditions of this EULA. In such event, You must destroy all copies of the SOFTWARE PRODUCT and all of its component parts.

(g) Trademarks - This EULA does not grant You any rights in connection with any trademarks or service marks of DSC or its suppliers.

3. COPYRIGHT - All title and intellectual property rights in and to the SOFTWARE PRODUCT (including but not limited to, images, photographs, and text incorporated into the SOFTWARE PRODUCT), the accompanying printed materials, and any copies of the SOFTWARE PRODUCT, are owned by DSC or its suppliers. You may not copy the printed materials accompanying the SOFTWARE PRODUCT. All title and intellectual property rights in and to the content which may be accessed through the SOFTWARE PRODUCT are the property of the respective content owner and may be protected by applicable copyright or other intellectual property laws and treaties. The EULA grants You no rights to use such content. All rights not expressly granted under this EULA are reserved by DSC and its suppliers.

4. EXPORT RESTRICTIONS - You agree that You will not export or re-export the SOFTWARE PRODUCT to any country, person, or entity subject to Canadian export restrictions.

5. CHOICE OF LAW - This Software License Agreement is governed by the laws of the Province of Ontario, Canada.

6. ARBITRATION - All disputes arising in connection with this Agreement shall be determined by final and binding arbitration in accordance with the Arbitration Act, and the parties agree to be bound by the arbitrator's decision. The place of arbitration shall be Toronto, Canada, and the language of the arbitration shall be English.

7. LIMITED WARRANTY
(a) WARRANTY: DSC PROVIDES THE SOFTWARE "AS IS" WITHOUT WARRANTY. DSC DOES NOT WARRANT THAT THE SOFTWARE WILL MEET YOUR REQUIREMENTS OR THAT OPERATION OF THE SOFTWARE WILL NOT BE INTERRUPTED OR ERROR-FREE.

(b) CHANGES IN OPERATING ENVIRONMENT - DSC shall not be responsible for problems caused by changes in the operating characteristics of the HARDWARE, or for problems in the interaction of the SOFTWARE PRODUCT with non-DSC SOFTWARE or HARDWARE PRODUCTS.

(c) LIMITATION OF LIABILITY. WARRANTY REJECTS ALLOCATION OF RISK - IN ANY EVENT, IF ANY STATUTE IMPLIES WARRANTIES OR CONDITIONS NOT STATED IN THIS LICENSE AGREEMENT, DSC'S ENTIRE LIABILITY UNDER ANY PROVISION OF THIS LICENSE AGREEMENT SHALL BE LIMITED TO THE GREATER OF THE AMOUNT ACTUALLY PAID BY YOU TO LICENSE THE SOFTWARE PRODUCT AND FIVE CANADIAN DOLLARS (CAD\$50). BECAUSE SOME JURISDICTIONS DO NOT ALLOW THE EXCLUSION OR LIMITATION OF LIABILITY FOR CONSEQUENTIAL OR INCIDENTAL DAMAGES, THE ABOVE LIMITATION MAY NOT APPLY TO YOU.

(d) DISCLAIMER OF WARRANTIES - THIS WARRANTY CONTAINS THE ENTIRE WARRANTY AND SHALL BE IN LIEU OF ANY AND ALL OTHER WARRANTIES, WHETHER EXPRESSED OR IMPLIED (INCLUDING ALL IMPLIED WARRANTIES OF MERCHANTABILITY OR FITNESS FOR A PARTICULAR PURPOSE) AND OF ALL OTHER OBLIGATIONS OR LIABILITIES ON THE PART OF DSC. DSC MAKES NO OTHER WARRANTIES. DSC NEITHER ASSUMES NOR AUTHORIZES ANY OTHER PERSON PURPORTING TO ACT ON ITS BEHALF TO MODIFY OR TO CHANGE THIS WARRANTY, NOR TO ASSUME FOR IT ANY OTHER WARRANTY OR LIABILITY CONCERNING THIS SOFTWARE PRODUCT.

(e) EXCLUSIVE REMEDY AND LIMITATION OF WARRANTY - UNDER NO CIRCUMSTANCES SHALL DSC BE LIABLE FOR ANY SPECIAL, INCIDENTAL, CONSEQUENTIAL OR INDIRECT DAMAGES BASED UPON BREACH OF WARRANTY, BREACH OF CONTRACT, NEGLIGENCE, STRICT LIABILITY, OR ANY OTHER LEGAL THEORY. SUCH DAMAGES INCLUDE, BUT ARE NOT LIMITED TO, LOSS OF PROFITS, LOSS OF THE SOFTWARE PRODUCT OR ANY ASSOCIATED EQUIPMENT, COST OF CAPITAL, COST OF SUBSTITUTE OR REPLACEMENT EQUIPMENT, FACILITIES OR SERVICES, DOWN TIME, PURCHASES TIME, THE CLAIMS OF THIRD PARTIES, INCLUDING CUSTOMERS, AND INJURY TO PROPERTY.

WARNING: DSC recommends that the entire system be completely tested on a regular basis. However, despite frequent testing, and due to, but not limited to, criminal tampering or electrical disruption, it is possible for this SOFTWARE PRODUCT to fail to perform as expected. Always ensure you obtain the latest version of the User Guide. Updated versions of this User Guide are available by contacting your distributor.

© 2014 Tyco International Ltd. and its Respective Companies. All Rights Reserved. The trademarks, logos, and service marks displayed on this document are registered in the United States [or other countries]. Any misuse of the trademarks is strictly prohibited and Tyco International Ltd. will aggressively enforce its intellectual property rights to the fullest extent of the law, including pursuit of criminal prosecution wherever necessary. All trademarks not owned by Tyco International Ltd. are the property of their respective owners, and are used with permission and allowed under applicable laws. Product offerings and specifications are subject to change without notice. Actual products may vary from photos. Not all products include all features. Availability varies by region; contact your sales representative.

Toronto, Canada • www.dsc.com • Printed in Israel • Tech. Support: 1-800-387-3630 (Canada, US), 905-760-3000

PG9985/PG8985/PG4985

PowerG 无线水位探测器安装指南

操作

PG9985/PG8985/PG4985 是完全监控的双向室内型 PowerG 水位探测器。PG9985/PG8985/PG4985 能对不可接受的水位进行持续监控。如果探测到水（如两个探针都接触到水），PG9985/PG8985/PG4985 将向报警系统发出一条报警信号。

如果拆除盖子，防拆开关将被激活。此外，如果检测到探针端子连接故障，将发送一条探针连接断开的提醒。无论何时报告故障或篡改事件，LED 灯都会发光。正在发送监控消息时，LED 灯将熄灭。

工作电源由一块 3V 锂电池提供。当电池电压低时，将向接收器发送一条“电量低”消息。每次水位探测后，每个水位探测器都应进行清洁并晾干。

设备安装

小心! 只能由服务人员安装在无危险场所。如果使用错误类型的电池进行替换，可能产生爆炸。安装电池时请注意观察正负极。应按照生产商的相关指南及本地法律法规处理废旧电池。
注意: 要确保执行系统默认后所有无线设备的持续操作，建议默认系统前，通过 DLS 全局上传所有无线设置。完成系统默认后，下载无线设置。

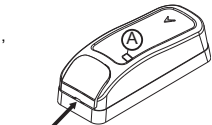
图例

- 传输 LED 灯
- 传感器的端子块
- 注册按钮

- D. 防拆开关
- E. 安装孔
- F. 分离防拆装置

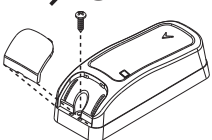
安装电池

- 将平头起子插入插槽，向上推，拆除盖子。



- 取下螺钉，从基座上拆除盖子。

- 观察正负极和安装位置。



- 连接传感器线和端子块。

注意：手动设置无线设备后，如果设备通电已经超过48小时，直到篡改和恢复设备后，才能将它注册到系统中。设置主机后，使用快速注册程序要按照“将设备注册到系统”的详细步骤。

注意：恢复电池电量低故障后，系统可能需要5分钟时间来清除故障。

将设备注册到系统中

如需快速注册：

- 在键盘上，按[*][@][安装人员代码][804][000]。
- 按住设备注册按钮，直到LED灯常亮，然后释放注册按钮，同时LED灯一直亮着。键盘上会出现确认消息。
- 按下[*]键确认ID。
- 输入[3]位数防区号}。
- 输入[3]位数防区类型}。
- 输入所有需要的子系统的[1]位数子系统号}，并按[*]。如果采用LCD键盘，您可以将光标滚动到所需的子系统，并按[*]切换子系统。
- 在LCD键盘上，使用词库输入标签。

如需预先ID：

- 将唯一ID号远程配置到系统中。如需更多信息，请参阅HSM2HOST手册。
- 如果在现场，请按下设备注册按钮。**注意：**如果无线设备通电超过48小时而没有注册，篡改和恢复设备可注册它。

进行位置测试

在对任何无线设备进行永久安装之前，先对该设备进行临时安装，并通过互联的水传感器执行一次位置测试。

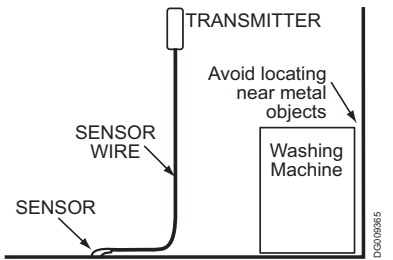
- 篡改设备。
- 恢复篡改。现在，该设备进入15分钟的位置测试模式。
- 红色LED闪烁一次，确定一个信号被发送给接收器；闪烁三次，确定信号强度。下表列出了各种情况下接收到的信号强度。

LED灯的反应	信号强度
绿色LED灯闪烁	强
橙色LED灯闪烁	中
红色LED灯闪烁	弱
无闪烁	无通信

重要提示！只有信号强度为“中”或“强”时才可以接受。如果您收到的设备信号强度为弱，请重新定位设备，再进行测试，直到接收到“中”或“强”的信号。**注意：**对于UL/ULC安装，只有信号等级为“强”时才可以接受。安装后，检验产品与兼容型接收器HSM2HOST9、HS2LCDRF(P)9、HS2ICNRF(P)9和PG9920一起使用时其功能是否正常。**注意：**如需详细的位置说明，请参阅主机的“参考指南”。

安装设备

注：避免将设备的发射器安装在金属物体的后面，如洗衣机、冰箱或冷柜等。RF信号可能会受到金属物体的影响。每次水位探测后，每个水位探测器都应进行清洁并晾干。否则，该设备可能由于不同液体的属性各不相同而无法正常工作。**注意：**欧洲市场不适用胶带。



- 至少使用两个随附的螺丝，将水位传感器安装在房间里最低的位置，或者预计会汇聚水的位置。安装水位传感器时，必须保证设备的两个探针都接触到水，才能取得所需的警告条件。
- 将水位传感器电缆固定在墙上。水位传感器只能安装在垂直位置，且面朝下。
- 将水位发射器安装在墙上。水位发射器应安装在墙上尽可能高的位置，这样可以提高通信能力，防止发生水灾时水位探测器本身接触水体。

- 拆除PCB板卡。
- 在安装表面标记并打两个孔，然后使用2个十字槽螺丝紧固基座。如果使用分离防拆装置，则使用一个额外的螺丝固定。
- 重新装上PCB，再盖盖子重新固定在基座上。

注意：外部线缆的布线和保护应做到能防止：

- 线缆和端子连接负荷过重
- 端子连接体绝缘性
- 破坏任何其它类型的危险（如由于电缆松弛而绊倒。）

配置

如需进入无线配置段，请输入[804][防区号}。

设备切换

[001][04] **监控 - 默认**为[Y]

启用设备的监控功能。

规格

频段：通过CE认证的PG4985：433MHz；通过CE/EN认证的PG8985：868MHz；通过FCC/IC/UL/ULC认证的PG9985：912-919 MHz
通信协议：PowerG
报警输入：外部水位探针
监控：以4分钟为间隔发送信号
电池类型：3V CR-123型锂电池，仅限松下或GP。
电池寿命期限：8年（未通过UL/ULC测试）
电池电量低阈值：2.2 V
电池监控：自动传输电池状态数据（作为定期状态报告的一部分），并在探测到电池电量低时立即发出提醒。

温度范围：-10°C至+55°C（UL/ULC仅验证了0°至49°C设防范围）
湿度：最大93%RH，无冷凝
外观尺寸：(长x宽x深)81x34x25毫米(3-3/16 x 1-1/4 x 1英寸)

重量（含电池）：53克(1.9盎司)

兼容的接收器

433MHz 频段：HSM2HOST4；HS2LCDRF(P)4；HS2ICNRF(P)4；PG4920
868MHz 频段：HSM2HOST8；HS2LCDRF(P)8；HS2ICNRF(P)8；PG8920
912-919MHz 频段：HSM2HOST9；HS2LCDRF(P)9；HS2ICNRF(P)9；PG9920

注意：只有运行在912-919MHz频段内的设备通过了UL/ULC认证。

有限质量保证
DSC在购买保证，在从购买之日起十二（12）个月内，在正常使用情况下，本产品不会出现材料和生产方面的缺陷。在保质期内，并在购买者持有缺陷的产品退回厂家的情况下，DSC将自行决定修理或更换有缺陷的产品，而且不收取劳务费和材料费。更换与修理后的零部件的质保期为该产品保质期的剩余时间，或者从更换或修理产品之日起九十（90）天内，按时间长的为准。如果发现材料或生产方面存在缺陷，购买者必须立即以书面形式通知DSC，而且，不管发生任何情况，该书务通知应在产品保质期到期之前收到才有效。DSC将对不软件作出任何保证，所有软件产品都是作为随产品一起提供的软件许可协议条款观视的用户许可证进行出售。客户应承担正确选择、安装、操作和修改从DSC购买任何产品的责任。对于定制软件，DSC只负责更换或修理交货时工作正常的产品。在上述情况下，DSC可以自行负责更换还是缺陷。

国际客户保证
对于国际客户的保证与对加拿大和美国范围内的任何客户的保证相同，但DSC不负责支付任何海关费用、税或可能到期的增值税保证程序。此获得此保证规定的服务，请将有问题的产品退回购买的地方。所有授权分销商和经销商都订有产品质量保证计划。此产品退回DSC之前，必须首先获得批准编号。DSC将不会接受没有事先获得批准就退回的商品。下述情况将不属于产品质量保证范围

- 如运输途中遭受的损坏；
- 由于灾害（如火灾、洪水、台风、地震或闪电）导致的损坏；
- 由于超出DSC所能控制原因（如电压过大、机械冲击或潮湿损坏）导致的损坏；
- 由于未经授权而进行改造、修改或使用外来部件导致的损坏；
- 由于外置设备（DSC提供的外部设备除外）导致的损坏；
- 由于没有提供适当安装环境而造成的损坏；
- 由于出于产品设计目的而使用产品导致的损坏；
- 由于不当维修导致的损坏；
- 由于其他滥用、误操作或不正确使用产品导致的损坏。

保证中的未尽事宜
除了不属于产品质量保证范围的事项以外，本保证还不应包括下列事项包含在内：(i) 维修中心的完成成本；(ii) 产品没有DSC产品标签和批号或序列号；(iii) 以下述方式拆卸或修理产品，可能对产品产生负面影响或损坏或造成损坏不能进行，因而无法核实购买者提出的产品质量保证要求是否有效。DSC将自行决定维修或更换为在保证期内更换而退回的标签卡或标签。本保证不包含对由于老化、滥用或损坏导致超出保证范围的产品此客户监督，并提供修理概算。只有在从客户那里收到有购买订单且DSC客户鉴定单发回批准编号(RMA)后，才会进行修理工作。DSC对在合理尝试数次后仍然无法修好产品的责任仅限于更换产品，作为对违反保证责任的唯一赔偿。无论在何种情况下，DSC都不对由于违反保证、违反合同、疏忽、严重赔偿责任或其他法律责任造成的任何损失的、偶然的或间接的损失负责。上述损失包括，但不局限于，利润损失、产品或任何关联设备丢失、资本损失、替代或更换设备费用、设施或服务费用、停机损失、购买者的时间损失、第三方的索赔（包括客户）款项以及财产损失。有些国家或地区的法律可能不允许免除间接损失的赔偿。如果此类国家或地区的法律适用于DSC提出的针对DSC的任何索赔，本文件中包含的限制和免责声明仍依其适用的最大限制执行。有些州不允许排除或限制偶然间接损失，因此上述条款可能不适用于您。

保证的免责声明
此保证包含完整的保证，并取代任何和其他保证，无论是明示还是默示的保证（包括对于适用性或特定适用性的所有默示的保证）。在DSC应承担的所有其他义务或责任之中，DSC既不承认，也不授权声称代表DSC的任何其他人，修改或更改此保证，也不让DSC承担与此产品相关的任何其他保证责任。此保证的免责声明有效保证加拿大、多伦多适用法律。警告：DSC建议对整系统定期进行测试。但是，不管是否定期测试，由于（但不限于）发生非篡改或电器干扰，此产品也可能无法正常工作。超出保证期的修理 对于按照下述条件退货厂家的超出保证期的产品，DSC将自行决定进行修理或更换。此产品退回DSC之前，必须首先获得批准编号。DSC将不会接受没有事先获得批准就退回的商品。DSC不负责修理的产品，并针对每个修理的设备收取一定范围费用。DSC已预先确定具体费用标准，而且可能随时进行修订。DSC确定不修理的产品将用功能接近的产品进行更换。每个更换设备将收取相当当前市场价格的費用。警告 请仔细阅读安装人员须知
本警告包含重要信息。作为与系统用户接触的唯一一个人，您有责任让此系统的用户注意本警告中的各项内容。系统故障
此系统经过精心设计，可实现最大程度的有效性。然而，在涉及火灾、盗窃或其它类型的紧急事件情况下，此系统可能无法起到防护作用。由于种种原因，任何类型的任何报警系统都可能无法谨慎平衡响应，否则可能无法按照预期形式工作。下面介绍其中一些（并非全部）原因：

安全系统安装正确，才能提供充分保护。每次安装均应经过安全专业人士鉴定，以确保涵盖所有入口点和区域。门窗上的锁和插销必须牢靠，并正常工作。门窗、墙壁和其它建筑材料必须具有合格的抗力和构造，才能提供应有的保护工作。在任何建筑活动期之后，都必须进行一次重新鉴定。尽可能由消防和/或公安部门进行鉴定。定罪知识
此系统包含有制造时确定有效的安全功能。具有犯罪倾向的人可能会研究出降低这些功能的有效性的方法。因此，定期检查安全系统非常重要，这样可以确保安全系统的功能保持有效，并确保一旦发现安全系统不能提供应有的保护，马上就更新或更换安全系统。

入侵者进入
入侵者可能会通过不受保护的入口点进入、避开传感设备、穿越安全系统检测不到的区域逃避监测、断开报警设备或干扰或阻止系统正常工作。

电源故障

控制单元、入侵检测器、烟感以及许多其它安全设备都需要一个合格的电源，才能正常工作。如果某个设备通过电池工作，电池可能失效，即使电池没有失效，也必须给电池充电，保持电池完好无损且正确安装。如果设备仅通过交流电工作，在任何中（无论时间有多短），都会使设备在断电时无法工作。供电中断无论多长时间，通常都会引起电压波动，这会损坏像安全系统这样的电子设备。发生断电后，请立即全面地检查系统，以确保系统正常工作。

可更换电池发生故障

此系统的无线发射器设计为正常情况下电池可以工作多年。预期电池寿命是设备环境、设备使用情况和设备类型的一个函数。环境情况（如潮湿、高温或低温或温度大幅波动）可能会缩短预期电池寿命。尽管每个发射设备都有电池电量监测器（该监视器确定何时需要更换电池），此监视器可能无法正常工作。定期检查和维护可使系统处于良好的工作状态。

射频（无线）设备的危害

信号并不一定在各种情况下都能到达接收器。这些情况包括：在无线设备路径上或附近放入了金属物体、故障干扰或其它非有害的无线电信号干扰。

系统用户

可能无法将作应急开关，这可能是由于太久或暂时身体残疾、无法及时到达设备或不熟悉正确报警流程、误报训练新系统无法正确操作报警设备，并让我们知道，当系统显示警报时如何做出反应。

烟感

烟感是此系统的一部分，它可能由于种种原因而无法正确警告居住者防止火灾。下面列出其中一些原因。烟感可能没有正确安装或固定。烟感可能无法探测到烟感，例如：火灾在烟感、墙壁或屋顶或在关闭的门另一边发生。烟感可能监测不到位处或建筑物另一高度上发生的火灾的烟雾。每场火灾产生的烟雾量和燃烧速度都是不同的。烟感可能无法监测有效地监测到各种类型的火灾。烟感可能不会及时对粗心大意或安全故障导致的火灾提出警告，例如：床上冒烟、剧烈爆炸、燃气泄露、易燃材料存放不当、电炉负荷过重、儿童玩火柴或人为纵火。

即使烟感正常工作，在某些情况下，由于警告不够，而使所有居住者不能全部及时逃离，先免损伤或死亡。

移动探测

移动探测器只能探测到如相应安装说明书中所述的指定范围内的运动。它们无法辨别入侵者和预定居住者。移动探测器有提供有限区域保护。移动探测器具有多个探测波束，只能探测到这些波束覆盖的屏障区域中发生的运动。移动探测器无法探测到玻璃窗、天花板、地板、关闭的门、玻璃隔墙或玻璃门窗后发生的运动。任何类型的损害，无论是有意还是无意的，例如，将任何材料洒落、油漆或喷溅到监测系统头、镜面、帘窗或任何其它部位，都会影响监控系统正常工作。

被动红外线移动探测器通过感应温度变化进行工作。但是，当温度接近或低于体温时或监测区域中或监测区域附近存在无害或无害的热源时，或降低被动红外线移动探测器的有效性。其中某些热源可能是加热器、散热器、火炉、烧柴架、壁炉、排气、吹风机、等等。

警告设备

如果有商榷或隔墙/门、警告设备（如警报器、警铃、报警喇叭或报警脉冲等）可能不会向人员发出警告或提醒睡中的人。如果警告设备在住处或场所的不同水平上，则可能不会警告或提醒居住者。警告设备可能会受到其它噪声源的干扰，如：立体声音响、收音机、电视、空调或其它电器设备或过往车辆等。警告报警设备尽管声音很高，但是有听觉障碍的人也可能听不到。

电话线

如果使用电话线发送报警，电话线可能会在某些时段不能使用或占线。而且，入侵者可能切断电话线，或者会使用很难探测到的更先进的手段使其无法工作。

时间不充足

在某些情况下，系统会正常工作，但由于居住者无法及时响应报警，因而无法避免紧急事件发生。如果系统受到监控，可能不会及时发生响应，导致无法组件故障。

尽管已经采取各种措施使此系统尽可能可靠，但是系统可能会由于组件故障而无法正常工作。

测试不当

通过定期测试和维护，可以发现报警系统无法正常工作的大多数问题。应每周测试整个系统，而且应在闯入、试图闯入、火灾、暴风雨（雪）、地震、事故或房屋内外任何建筑物体运动时，对整个系统进行测试。测试应包括所有监测设备、键盘、控制台、报警设备以及属于系统组成的任何其它操作设备。

安全与保险

不管其功能如何，报警系统不能取代财产保险或人再保险。报警系统也无法取代财产所有者、租赁者或其他居住者，采取必要措施防止紧急情况发生，或减少财产损失或紧急情况造成的有害影响。

重要： 请仔细阅读、理解并遵守所有软件产品和附件附带的DSC软件，其版权都有归属，对其购买要遵循下述条款：

- t 该最终用户许可协议(“EULA”)是您（已获取该软件和相关硬件的公司、个人和团体）和Yoko Safety Products Canada Ltd. 分公司——Digital Security Controls (“DSC”)之间的法律协议。该公司是集成交防系统的制造商，也是您已获取的该软件和相关硬件或部件的开发商。
- t 如果DSC软件产品（“软件产品”或“软件”）和硬件绑定销售，但没有和新硬件绑定，那么您不能使用、拷贝或安装软件产品。软件产品包括计算机软件，可能还有相关多媒体、印刷资料和在纸或电子文档。
- t 提供与另外最终用户许可协议相关的软件产品时附带的任何软件按照该许可协议的条款对您实行授权。
- t 一旦安装、复制、下载、存储、访问或使用了软件产品，您将无条件同意接受本EULA条款，即使本EULA被视为是先前协议或合约的修订。如果您不同意该EULA中条款，DSC则不能将SOFTWARE PRODUCT 授权给您，您则无权使用它。

软件产品许可
本软件产品受版权法、国际版权条约和其他相关知识产权法和条款保护。本软件仅授权使用，并非出售。

- 协议授予：本EULA授予您以下权利：
 - (a) 软件安装与使用 对于您获得的每个许可，您可以安装仅一份软件产品拷贝。
 - (b) 存储/网络应用 不能同时在或从不同计算机中安装、访问、显示、运行、共享或使用该软件产品，包括工作站、终端、或其他数字电子设备。换言之之，如果您有几个工作站，那么您必须为每个要应用该软件的工作站获取一个许可证。
 - (c) 备份拷贝 您可以多次备份应用该软件产品。但是在给定时间仅允许安装每个许可的一份拷贝。备份拷贝仅用于存档。除在本协议中明确说明，否则不得另外复制本软件产品，包括其印刷品。
 - (d) 2. 其他权利和限制说明
 - (a) 反向工程、反编译、反汇编限制 除非或不能在法律明确准许范围之内（尽管有此限制），否则您不能在对本软件实施反编译工程、反编译或反汇编。未经DSC官方书面许可，您不能改变或修改该软件，不能从软件删除任何有标记、商标或标志。您要采取合理措施来确保符合EULA的条款和条件。
 - (b) 组件拆分 本软件产品作为独立的产品进行授权。它的组件不能被拆分、并用于一个以上的硬件单元。
 - (c) 单一集成产品 如果您正在购买硬件的情况下获取本软件，那么软件产品和硬件作为一个独立的集成产品被授权。在这种情况下，正如EULA所述一样，仅在使用硬件时才能使用软件产品。
 - (d) 转售 不得出租、租赁或出借本软件产品。也不得转售他人使用，或在服务器或网站上使用。
 - (e) 软件转让 如果您没有保留任何拷贝并且您要转让全部软件产品（包括部件、多媒体和印刷材料、任何升级版和本EULA），如果接收者同意EULA中条款，那么您可以将您所有EULA授予的权利仅作为永久销售的一部分转让给硬件拷贝。如果本软件产品是旧版本的更新，则必须包含所旧版软件产品。
 - (f) 终止许可 如您违反了EULA条款和条件，DSC在不作书面通知的情况下终止该EULA。在这种情况下，您必须销毁所有软件产品拷贝及其所有部件。
 - (g) 商标 本协议并未授权您使用任何DSC商标或其供应商的服务商标。
 - (h) 版权：本软件产品、附带印刷材料及软件拷贝的所有权和知识产权（包括但不限于软件中的图片、照片和文字）归DSC或其供应商所有。不得复制附带的印刷材料。通过使用该软件产品而获悉的某些内容的所有权和知识产权属于这些内容的拥有者，并受版权或其他知识产权法所保护。EULA 没有授权您使用这些内容。EULA 没有明确授予的所有权利归DSC及其供应商所有。
 - (i) 出口限制：不得将本软件产品出口或转出到任何受加拿大出口限制的国家、个人或团体。
 - (j) 法律管辖：本软件许可协议受加拿大安大略省法律管辖。
 - (k) 仲裁：由本协议引发的所有争议将根据仲裁法进行仲裁。仲裁是终局的，对双方均约束有效。双方都要服从仲裁决定。仲裁地点应在加拿大，多伦多，仲裁语言为英语。
 - (l) 有限担保：
 - (a)免除担保 DSC只“按原样”提供软件本身，并不作其他方面的担保。DSC不会保证软件功能完美的需要、其运行无故障、无错误。
 - (b) 改变运行环境 针对因操作环境改变而非DSC软硬件产品进行交互引起的故障，DSC不负责任。
 - (c) 赔偿责任限制：保证中的风险分配 在任何情况下，如果任何法令包含了该许可协议中没有阐述的担保或条件，根据该许可协议条款，DSC的全部责任将限于您为该软件产品的许可协议实际支付的款项和CAD5.00（CAD\$5.00）中选择较低的数据作为许可。因此上述限制可能对您不适用。
 - (d) 免责声明 本设备涵盖完整的担保来源，并针对任何及所有其他担保，无论是明示还是暗示（包括适用性和特定适用性的所有隐含保证），也取代DSC的所有其他责任或义务。DSC不承诺其他担保、不承担他人修改或更改该担保，不承担该产品的其他担保或责任。

3. 版次：本软件产品、附带印刷材料及软件拷贝的所有权和知识产权（包括但不限于软件中的图片、照片和文字）归DSC或其供应商所有。不得复制附带的印刷材料。通过使用该软件产品而获悉的某些内容的所有权和知识产权属于这些内容的拥有者，并受版权或其他知识产权法所保护。EULA 没有授权您使用这些内容。EULA 没有明确授予的所有权利归DSC及其供应商所有。

4. 出口限制：不得将本软件产品出口或转出到任何受加拿大出口限制的国家、个人或团体。

5. 法律管辖：本软件许可协议受加拿大安大略省法律管辖。

6. 仲裁：由本协议引发的所有争议将根据仲裁法进行仲裁。仲裁是终局的，对双方均约束有效。双方都要服从仲裁决定。仲裁地点应在加拿大，多伦多，仲裁语言为英语。

7. 有限担保：

- (a)免除担保 DSC只“按原样”提供软件本身，并不作其他方面的担保。DSC不会保证软件功能完美的需要、其运行无故障、无错误。
- (b) 改变运行环境 针对因操作环境改变而非DSC软硬件产品进行交互引起的故障，DSC不负责任。
- (c) 赔偿责任限制：保证中的风险分配 在任何情况下，如果任何法令包含了该许可协议中没有阐述的担保或条件，根据该许可协议条款，DSC的全部责任将限于您为该软件产品的许可协议实际支付的款项和CAD5.00（CAD\$5.00）中选择较低的数据作为许可。因此上述限制可能对您不适用。
- (d) 免责声明 本设备涵盖完整的担保来源，并针对任何及所有其他担保，无论是明示还是暗示（包括适用性和特定适用性的所有隐含保证），也取代DSC的所有其他责任或义务。DSC不承诺其他担保、不承担他人修改或更改该担保，不承担该产品的其他担保或责任。
- (e) 免除赔偿和担保限制 在任何情况下，针对因违反该担保、协议、或因法律疏忽和严重错误，或以其他法律理论为基础而产生的任何特殊的、意外的、继续的或间接的损坏，DSC不承担任何责任。这种损害包括，但并不限于，利润损失、产品或服务或任何相关的设备损坏、资金成本、替代或更换设备的费用、设施或服务、停机时间、安装成本、包含客户的第三方索赔和财产损失。

警告：DSC 推荐对整个系统进行定期测试。但是，即使频繁检测，因为（但不限于）非法入侵、电子干扰或其他原因，本软件产品仍有可能运行不正常。

警告：DSC 推荐对整个系统进行定期测试。但是，即使频繁检测，因为（但不限于）非法入侵、电子干扰或其他原因，本软件产品仍有可能运行不正常。

